

TIME-RESOLVED LASER-INDUCED INCANDESCENCE MEASUREMENTS FOR THE EPA HEAVY-DUTY FEDERAL TEST PROCEDURE

KIRANKUMAR KULKARNI ,PRASAD PIRSINGULA,SUDHARSHAN VEMULA

Dept of Mech, Sree Dattha Group of Institutions, Hyderabad, Telangana, India

Laser-induced incandescence (LII) is a promising new diagnostic for measuring the volume fraction of elemental carbon in engine exhaust. The technique is considerably more precise and sensitive than conventional measurement procedures, and can be applied either with or without dilution. However, LII has been slow to gain acceptance because of presumed complexity of use and high initial cost. In this paper we demonstrate a prototype LII system that offers turn-key operation and long-term cost that is highly competitive with other techniques because of very low labor costs. The LII system ran unattended for 7.5 weeks, logging 1 078 heavy-duty diesel engine tests during 24/7 operation of a dilution tunnel facility. Among the tests logged were 363 FTP steady-state mode tests and 250 FTP transient tests for which gravimetric measurements of total particulate matter (PM) were obtained. Of these tests, removal of the filter-based volatile matter using supercritical fluid extraction was performed on 142 and 147 of the tests, respectively. The correlation between the time-integrated LII signals and the dry gravimetric measurements for the steady-state mode tests is used to calibrate the LII measurements in mass units. This calibration is then used to evaluate the correlation between the LII and dry gravimetric measurements for the transient tests. Finally, time-resolved LII measurements for the steady-state mode tests are presented to illustrate three forms of unsteadiness that would seem undesirable.

Key Words: Diagnostics, Particulate Matter, Emissions

1.Introduction

Laser-induced incandescence (LII) has been shown over the past few years to be a valuable measurement technique for characterizing diesel particulate matter (PM) emissions. A high-energy, pulsed laser is used to heat the PM to very high temperatures, resulting in blackbody radiation that is proportional to the volume concentration of elemental carbon (EC). Key advantages of LII over more established, conventional techniques, are the ability to make real-time measurements in raw

exhaust (i.e., without dilution) with high sensitivity (limit-of-detection to better than one part-per-trillion by volume(1) or 20 $\mu\text{g}/\text{m}^3$ (2)).

In addition, because an LII system is virtually maintenance free, it is possible to run continuously, producing an analog-out signal suitable for a conventional, emissions data-acquisition system.

Three research groups have been particularly active in the development of LII for reciprocating engine exhaust

applications, located at the Friedrich-Alexander-Universität, Erlangen-Nürnberg(3) – (5), the National Research Council (NRC) Canada(6) – (8), and the Sandia National Laboratories(9), (10). The group in Germany is affiliated with a private company, Esytec GmbH, which has offered a commercial LII instrument for several years(11). The groups at NRC and Sandia also have commercialization as a goal, and are partnering with a private company, Artium Technologies, Inc., to produce a commercial instrument(12). Finally, a group at Argonne National Laboratory is also working toward commercialization of an LII instrument for exhaust measurements(13). The fact that no commercial sales of an LII instrument have occurred as of the start of 2004 is testimony that the cost-to-benefit ratio is deemed excessive. However, we believe that assessment by initial capital cost is shortsighted since, if labor

costs are included in the evaluation process, LII becomes very competitive. We estimate that the capital cost of an LII instrument would be recovered in approximately 3 – 6 months of unattended 24/7 operation.

2. LII System

The measurements presented were obtained at the Cummins Technical Center using Sandia's portable LII system, which is essentially a development laboratory packed onto a 2× 4× cart. It contains the Nd:YAG laser and power supply for LII excitation, signal detector, mini-tower PC, optical cell for access to the exhaust flow, and blower to extract the exhaust sample from the constant

volume sampling (CVS) dilution tunnel. The only external connections to the cart are 110 volt/15 amp power, 30× heated exhaust-sample line, and vent line.

The normal mode of operation of the LII system is to record individual tests on the hard drive of the cart PC. This procedure requires a dedicated operator to create data files and start and stop each test, and additional post-test processing to integrate the cart data with the measurements acquired by the native Cummins data-acquisition system. To simplify this process, a digital-to-analog conversion of the LII measurements was sent to the native system, where it was logged onto an available analog-to-digital channel. The LII system was configured to run continuously in a totally passive mode, such that whenever a test was logged by the native system the LII signal was available. The LII system ran in this mode for 7 1/2 continuous weeks, except for one inadvertent disconnection of power that was not discovered for several days. The major issues regarding durability of the LII system are flashlamp lifetime and fouling of the optical-cell windows. We estimate that the flashlamp fired 60 million times during the test period, with no measurable deterioration in laser energy (a replacement lamp costs less than \$200). An active air-purge kept the cell windows spotless during the entire test period.

The laser energy is set during a “typical” steady-state

test to the level that gives the maximum peak in the instantaneous LII signal. At this condition the EC has reached the sublimation temperature without measurable

volume loss having yet occurred. Nanosecond-resolution data acquisition is required to capture this maximum of the temporal LII signal, which is directly proportional to the EC volume concentration. The digital-storage oscilloscope used for data acquisition has a 500 MHz bandwidth with a 5 GigaSample/s digitization rate. Communication between the PC and the oscilloscope is done using GPIB (general purpose interface bus) commands, which are very slow by contemporary PC standards. In addition, there are periodic “overhead” operations performed by the oscilloscope that cannot be defeated. As a result, even though our laser runs at a 20 Hz repetition rate, the actual data acquisition rate was limited to approximately 3 Hz.

3. Test Facilities and Methodology

The tests were carried out at Cummins Inc.’s Transient Emissions Test Facility. Engine exhaust from either of two test cells was directed to an 18 inch diameter full flow Constant Volume System (CVS) dilution tunnel. The engine exhaust was then mixed with dilution air and sampled by the LII and a conventional double-dilution PM sampling system. This PM sampling system consisted of a secondary dilution tunnel that was used to further dilute the previously diluted exhaust sample from the CVS tunnel. The double-diluted PM sample was collected on a pair of 70 mm Teflon-coated glass-fiber filters of the type TX40HI20WW made by Pallflex. The filter pair was arranged such that one of the filters was the main filter and the other a backup situated a few inches behind the first filter. The

double-diluted exhaust sample passed through both filters. The majority of the particulate matter was trapped by the first filter, and the backup filter captured most of the remaining PM. The total filtering efficiency is expected to be greater than 95%. Both the primary and secondary dilution air were filtered prior to mixing with the exhaust sample, but no HEPA or hydrocarbon filtration was carried out. The dilution air temperature was maintained between 20°C and 30°C. The filter temperature was controlled to be at or below 52°C during sampling.

The weight of particulate matter collected on the filter

pair was determined gravimetrically after the filter sample was conditioned in a temperature and humidity controlled filter weighing room where the blank filter pair had previously been weighed. The volatile material on the filter pair was then extracted using a supercritical fluid extraction technique with CO₂ as the extraction medium. The extracted filter pair is then reweighed to determine the weight of volatile material that was removed. Because the extraction process also removes a measurable amount of material from the filter media that was used to collect the PM, it is necessary to account for this parasitic loss. The contribution cannot be determined from the filter pair used to collect the particulate sample, so an estimate is made by extracting material from filter blanks of the same batch of filters. Because the uniformity of the filter media also varies within a specific batch, uncertainties in the estimate of parasitic losses causes

inaccuracies in dry PM measurements determined by this extraction technique. The error that is introduced depends upon the amount of true volatile PM on the filter. If it is comparable to the amount extracted from blanks, there is a potential for large errors in estimating the dry PM amount.

4. Cumulative Results

Figure 1 compares cumulative LII measurements (i.e., time-integration of the instantaneous LII signal) with

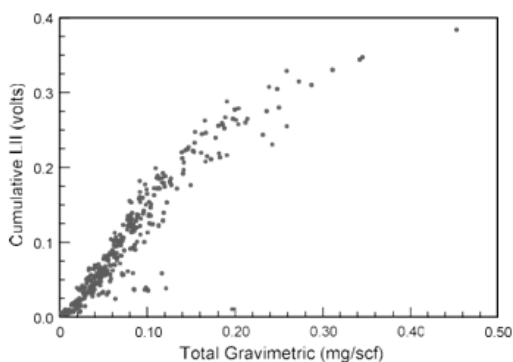


Fig. 1 Correlation between LII and total gravimetric measurements for 363 steady-state mode tests

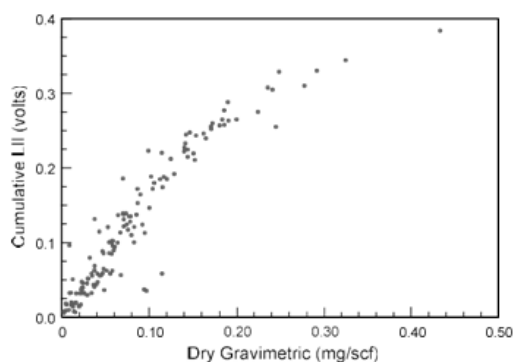


Fig. 2 Correlation between LII and dry gravimetric measurements for 142 steady-state mode tests

total gravimetric results for 363 steady-state mode tests. Because LII measures only EC, and not the total PM, we do not expect this to correlate well, but present the measurements to illustrate the differences between the total and dry PM correlations as

contrasted to the “scatter” in the data. Figure 2 compares the same LII data with the dry gravimetric results for the 142 tests for which extraction was performed. The most significant difference in the general behavior between the dry and total data is the increased scatter in the dry measurements in the direction of over-estimation of the volatile fraction.

The non-linear relationship in Fig. 2 between LII measurements of the EC volume fraction and the dry gravimetric measurements is somewhat unexpected, since it would seem reasonable to expect the density of dry PM to be relatively constant at approximately 1.9 mg/m³. Nonlinear response of the photomultiplier tube at high voltage levels has been accounted for in the data analysis. Snelling et al.(14) conducted a similar study, and report a linear relationship between LII and total gravimetric measurements for a range up to 1.0 mg/scf.

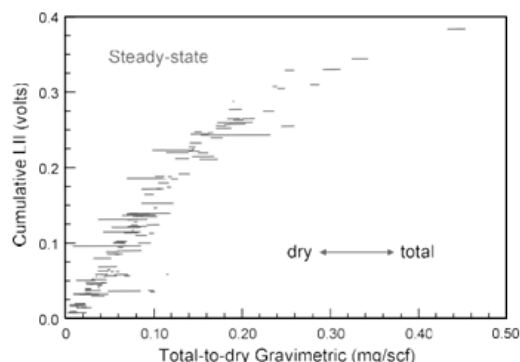


Fig. 3 Shift in the gravimetric mass from total to dry PM

There is no inherent reason to expect the gravimetric measurements to be erroneously high at high PM levels. The most plausible cause for the LII to be low at high PM levels is that the exhaust flow is no longer “optically thin”. This would attenuate the

incident laser excitation and the incandescence, with an expected exponential decrease in LII signal level with increased opacity. Unfortunately, this can be verified only by a return visit of the Sandia experiment to the Cummins test facility.

The next most plausible cause would be the effect of increased volatile organic fraction (VOF) at high PM levels on the LII signal strength. Because the laser energy was optimized for a “typical” test condition, and then kept constant for all tests, the LII signals will be low for deviations in the VOF: For tests with lower VOF, the extra laser energy will go into sublimation of the EC, reducing the volume fraction; for tests with higher VOF, the extra energy needed for desorption will result in lower particle temperatures and, hence, lower LII signals. However, the differences shown in Fig. 3 between total and dry PM do not support this mechanism as the source of the nonlinear behavior seen in Fig. 2.

While it would be desirable to understand the physical processes that caused the nonlinear behavior in Fig. 2, this is not critical for the quantitative application of LII. In Fig. 4 we show an empirical least-squares curve fit to the same data, except we have excluded the obvious statistical outliers (6 points out of 142). The linear portion of the curve fit intercepts the abscissa at 0.007 1 mg/scf, which we feel is acceptably close to the origin considering the uncertainties in the dry gravimetric measurements discussed earlier.

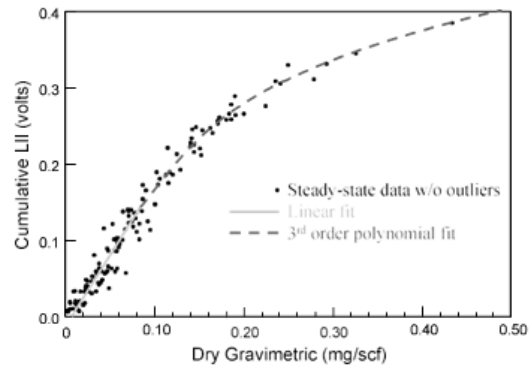


Fig. 4 Calibration of the LII measurements using the dry gravimetric data

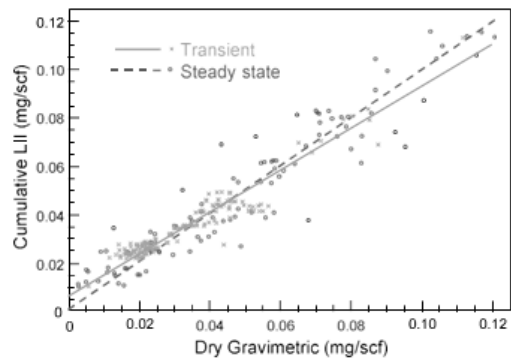


Fig. 5 Correlation between LII and dry gravimetric data for steady-state tests with less than 0.12 mg/scf and all 147 transient tests

relation. The solid lines in Fig. 5 are linear least-squares fits to the data (again excluding the 6 outliers in the steady-state measurements). We consider the similarity of the two slopes to be acceptable, considering the uncertainty in the dry gravimetric results at low filter loadings.

5. Time-Resolved Results

A typical result for time-resolved LII measurements for the transient FTP is presented in Fig. 6, together with concurrent measurements of the engine speed and load. The PM transients for this heavy-duty transient FTP cycle are far more severe than observed for the light-duty FTP cycle(2), and we believe that the ~ 3 Hz LII data rate we achieved for these measurements is not

really sufficient to capture the peaks and valleys in the LII signal (As mentioned earlier, our laser runs at 20 Hz, but data acquisition is limited by the download speed of the digital oscilloscope). However, analysis shows that the lost area from truncation of the peaks has an insignificant effect on the cumulative measurements because of the narrowness of the peaks.

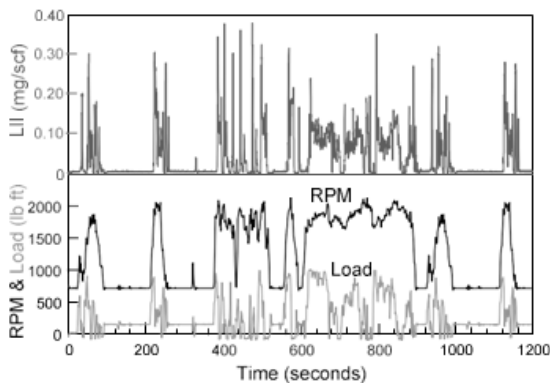


Fig. 6 Typical time-resolved LII measurements for the transient FTP

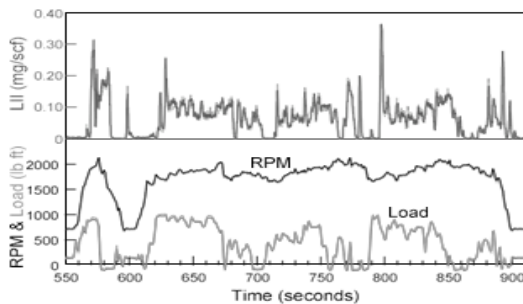


Fig. 7 Comparison of four repeat tests for an expanded region of the transient FTP cycle

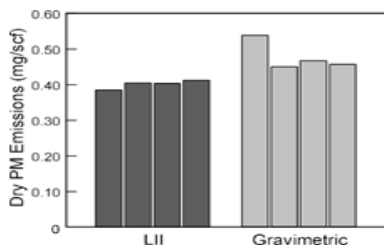


Fig. 8 Comparison of the cumulative dry mass for four repeat tests of the transient FTP

6. Conclusions

We have shown that a unique and powerful advantage of LII over most other PM

measurement techniques is the capability to run unattended for extended periods of time. An active air-purge system is required to keep the optical-cell windows clean, but this is easily implemented. The remaining factor limiting uninterrupted operation is the laser flashlamp lifetime, which is on the order of at least several months. It would also be trivial to extend the effective lifetime by having the central data acquisition system enable the flashlamp only during actual test periods.

While the demonstration presented herein was for diluted exhaust extracted from a CVS tunnel, this LII system will work equally well on raw exhaust. In fact, we believe that the most useful application of LII will be in engine development, enabling the real-time monitoring of PM emissions for optimization of in-cylinder combustion and aftertreatment performance. It is common for engines to be mapped unattended using gaseous emissions. Smoke opacity has been the normal gage of PM emissions until now. However, PM emissions levels for the 2007 and beyond are at least an order of magnitude below today's levels, and current opacity meters will not be effective at those levels. LII will allow the unattended mapping of PM emissions from these heavy duty diesel engines, making it possible for an engine development engineer to get a full complement of gaseous and dry PM emissions for analysis.

The main disadvantage of LII is that it measures the EC volume fraction, and not the regulated metric of total PM mass. However, we have shown that steady-state

mode tests can be used to calibrate LII using dry gravimetric measurements, and then be successfully applied to the transient cycle tests. Time resolved LII measurements of transient emissions tests would be a very useful tool in engine development. More and more engineers are requesting transient emissions capability in previously steady-state test cells. Engine test cell control and data acquisition systems have responded to provide this capability. LII would be a useful tool to monitor transient emissions PM characteristics.

Finally, time-resolved LII measurements of steady-state mode tests reveal three forms of unsteadiness that we have labeled as drift, bursts, and step changes. In some cases these can be severe, suggesting that LII could be useful for identifying gravimetric test results that could be misleading and should be rejected.

References

(1) Wainner, R.T., Seitzman, J.M. and Martin. S.R., Soot Measurements in a Simulated Engine Exhaust Using Laser-Induced Incandescence, AIAA J., Vol.37, No.6 (1999), pp.738–743,
(2) Witze, P.O., Chase, R.E., Maricq, M.M., Podsiadlik, D.H. and Xu, N., Time-Resolved Measurements of Exhaust PM for FTP-75: Comparison of LII, ELPI, and TEOM Techniques, SAE Paper No.2004-01-0964, (2004).
(3) Schraml, S., Will, S. and Leipertz, A., Simultaneous Measurement of Soot Mass Concentration and Primary Particle Size in the Exhaust of a DI Diesel Engine by Time-Resolved Laser-Induced Incandescence

(TIRE- LII), SAE Paper 1999-01-0146, (1999).

(4) Schraml, S., Will, S., Leipertz, A., Zens, T. and D'Alfonso, N., Performance Characteristics of TIRE- LII Soot Diagnostics in Exhaust Gases of Diesel Engines, SAE Paper No.2000-01-2002, (2000).

(5) Schraml, S., Heimga'rtner, C., Will, S., Leipertz, A. and Hemm, A., Application of a New Soot Sensor for Exhaust Emission Control Based on Time Resolved Laser Induced Incandescence (TIRE-LII), SAE Paper No.2000-01-2864, (2000).

(6) Snelling, D.R., Smallwood, G.J., Sawchuk, R.A., Neill, W.S., Gareau, D., Clavel, D., Chippior, W.L., Liu, F., Gu' lder, O' .L. and Bachalo, W.D., Particulate Matter

Measurements in a Diesel Engine Exhaust by Laser- Induced Incandescence and the Standard Gravimetric Procedure, SAE Paper No.1999-01-3653, (1999).

(7) Snelling, D.R., Smallwood, G.J. and Gu' lder, O' .L., Soot Volume Fraction Characterization Using the Laser- Induced Incandescence Detection Method, Proceed- ings of the 10th International Symposium on Applica- tions of Laser Techniques to Fluid Mechanics, Lisbon, (2000).

(8) Smallwood, G.J., Snelling, D.R., Neill, W.S., Liu, F., Bachalo, W.D. and Gu' lder, O' .L., Laser-Induced Incan- descence Measurements of Particulate Matter Emis- sions in the Exhaust of a Diesel Engine, Proceedings of the Fifth International Symposium on Diagnostics and Modeling of Combustion in Internal

Combustion Engines (COMODIA), Nagoya, (2001).

(9) Witze, P.O., Qualitative Laser-Induced Incandescence Measurements of Soot Emissions during Transient Operation of a Port Fuel-Injected Engine, Proceedings of the Fifth International Symposium on Diagnostics and Modeling of Combustion in Internal Combustion En-

(11)

[http://www.esytec.de/englisch/index
engl.htm](http://www.esytec.de/englisch/index_engl.htm)

(12) <http://www.ca.sandia.gov/pmc>

(13) [http://transtech.anl.gov/v1n4/tgi-
instrument.html](http://transtech.anl.gov/v1n4/tgi-instrument.html)

(14) Snelling, D.R., Smallwood, G.J., Sawchuk, R.A., Neill, W.S., Gareau, D., Clavel, D., Chippior, W.L., Liu,

gines (COMODIA), Nagoya, (2001).

F., Gu" lder,

O" .L. and Bachalo, W.D., In-Situ Real-

(10) Axelsson, B. and Witze, P.O., Qualitative Laser- Induced Incandescence Measurements of Particulate Emissions during Transient Operation of a TDI Diesel Engine, SAE Paper No.2001-01-3574.

Time Characterization of Particulate Emissions from a Diesel Engine Exhaust by Laser-Induced Incandes- cence, SAE Paper No.2000-01-1994, (2000).