ISSN- 2394-5125 VOL 8, ISSUE 05, 2021

INDIAN SIGN LANGUAGE CLASSIFICATION AND RECOGNITION USING MACHINE LEARNING

[1]Dr. M Bal Raju Professor,
drrajucse@gmail.com,
[2]Padmaja Assistant Professor,

[3]M. Sree Pavani Assistant Professor,
pavanivs80@gmail.com,
[4]P V Sarath Chand Associate Professor,
chandsarath70@gmail.com,
Department of CSE Engineering,
Pallavi Engineering College,
Kuntloor(V),Hayathnagar(M),Hyderabad,R.R.Dist.-501505.

ABSTRACT: The discourse is regarded as a real illness. People with this disorder use different methods to interact with others. Various resources are required to interact with them. It would be really useful to create an application for the sign language for deaf people and sometimes people who don't recognise the sign language can interact easily. Our project aims at closing the communication divide through signs between regular, sour and dumb people. A paradigm based on perception in order to differentiate gestures from pictures is the key objective of this work. The rationale for usage of vision-based systems is that they provide a more simple and comprehensible way of communicating between a human and a computer. This research takes into consideration 46 separate gestures. We also used both the timing and spatiality of the video sequences in classifying gestures in sign language. Thus, for both time and space planning, we have used two separate methods. For the spatial features of the video sequences, we used the Inception model [14], the profound CNN (convolutionary neural network). CNN was trained in images in the video sequences of train results. We used RNN to train the model on time characteristics (recurring neural network). The CNN model was used to simulate a variety of predictions for each recording, educated for individual frames and layouts. The RNN has now been provided with this projection or pool layers of sequence outputs to training temporary functions. The set of data[7] is comprised of the gestures of Argentine sign language (LSA) with some 2,300 pictures in 46 motions. CNN has reached the exactness of the prediction for the RNN 93.3 percent and with pool layer results for the RNN 95.217 percent.

Keywords: Indian sign language, attribute extraction, KNN classification, CNN. Classification.

I. INTRODUCTION

Hand is a movement from any section of the body including the ears. Here for gesture recognition, we use image detection and computer vision. The way the computer understands human behaviors is recognized by the way. This helps people to interact instinctively with computers without direct interaction with mechanical devices. The sour and dumb society undertakes sign language acts. This community uses the sign language where music is not accessible or where it is impossible to read or compose, but it also has a hope of hearing. Only through sign language will information be communicated with people at the moment. Sign language is commonly used by anyone because they cannot talk, but this is the best way to interact with the deaf and dumb culture. The wording of the symbol is the same as that of the spoken vocabulary. The sign language is either one or two hands by hand or hand motion. Globally, however in its Localized nature, it is used by the sordid and dumb community, such as ISL and ASL; the isolated two-form sign language and the continuous sign language. The single-word discrete sign language while the continuous ISL is a series of acts that generate a clear statement. A single motion is the language of the sign. In this analysis, we used isolated methods to identify ASL movements.

1.1 Sign Language

Sordid people all around the world share a visual language that utilises a manual, face and body expression system to interact in sign language rather than spoken language. The wording of gestures is not a universal language, although in separate countries different sign languages such as the numerous speakers worldwide have been identified. In places like Belgium, Britain, the United States or India, there might be more than one sign language. Hundreds of sign languages are used in the world, including Japanese, British and Spanish.

ISSN- 2394-5125 VOL 8, ISSUE 05, 2021

Language of the symbol is a visual language with 3 main elements:

Fingerspelling	Word level sign vocabulary	Non-manual features
Used to spell words letter by letter.	Used for the majority of communication.	Facial expressions and tongue, mouth and body position.

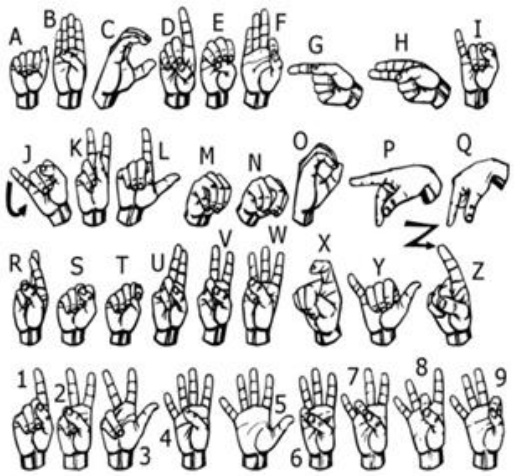

Fig. 1: American Sign Language Finger Spelling [11]

II. LITERATURE SURVEY

Huge research on the interpretation of hand sign language have been published in recent years. The following technology for gesture recognition is provided.

2.1 The emphasis of the view

The input device for hand or finger monitoring is the machine camera used for vision methods. The methods focused on vision require just a monitor, such that regular communications between individuals and devices exist without needing additional equipment. This programmes are meant to support the biologic perspective by illustrating software and/or hardware artificial vision systems. This presents a challenge since these processes must be invariant and context-independent, human and camera-independent, to achieve real-time performance. Furthermore, systems like consistency and robustness have to be designed to fulfil the criteria.

Figure displays the vision-based hand-recognition system −:

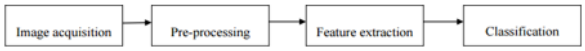

Fig 2: The vision-related measure based around how people perceive the information of their environments, however it is probably the most challenging way to do so. Block diagram of vision-based recognition method Similar approaches have been evaluated so far.

1. The first is to construct a three-dimensional image of a human hand. The model is matched with photographs of the hand, palms, and one or two camera.
Parameters for joints are measured. These parameters are used for gesture classification.
2. The first one captures the picture with a camera and extracts some features which are used as an input in the classifying algorithm.

2.1.1 Hand shape recognition of ProbSom in Argentine sign language [1]

A handshake protocol is recommended in this article to learn the Argentinean sign language (LSA). First a database of hand for the Indian sign language was developed (LSA). Two major contributions are given in this report. Second, the estimation process, the extraction of the descriptor and the resulting manuscript classification by manually adapting the self-organizing maps known as ProbSom. Compared with other emerging developments such as SVMs, Random Forests and Neural Networks. Their application can also be compared. The ProbSom neural description uses the suggested descriptor at a

ISSN- 2394-5125 VOL 8, ISSUE 05, 2021

pace of accuracy above 90%

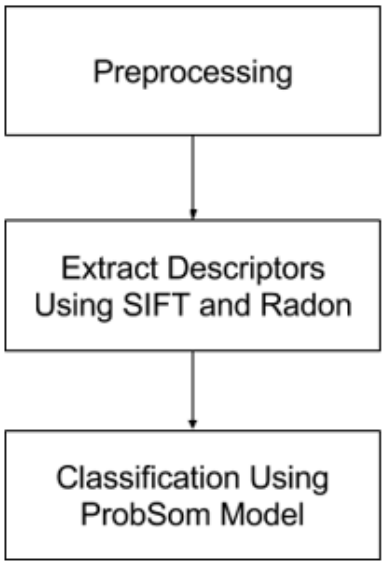

Fig 3: Manual Recognition Device Block Diagram for LSA

The automated Indian sign language reconnaissance [2] Continuous Indian Video Loop [2]

The proposed architecture comprises four major modules: data acquisition, pre-processing, function extraction and classification. The processing stage includes skin philtres and histogram matching, accompanied by auto-vector-driven attribute mining and Euclidean-weighted auto classification techniques. This paper contained 24 different alphabets with a 96 percent recognition score.

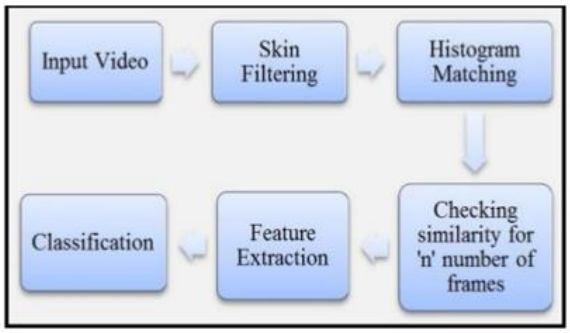

Fig 4: System Overview [2]

Sentence comprehension and teaching [3] Indian language of sign

The interpretation of the signs of a sign language through constant signs is an exceedingly challenging study issue. The principal frame extraction method centred on the gradient was used to solve this problem. These principal frames were helpful because continuous indications were split into sequence of signals, and uninformational structures were lacking. After breaking movements, each sign was treated as an isolated act. Functions of pre-processed activity were then obtained using the Orientation Histogram (OH) to minimise the functionality accompanying OH. Experiments in a robot and artificial intelligence lab (IIIT-00A) were performed using the canon EOS camera on their own ISL dataset. Different classification forms have been used for analysing samples

Euclid gap, link, Manhattan distance, City Block etc. A comparative analysis of their proposed method was performed through various types of distance classifiers. The findings of the above study display greater accuracy than those of other grade classification schemes in terms of association and euclidean distance.

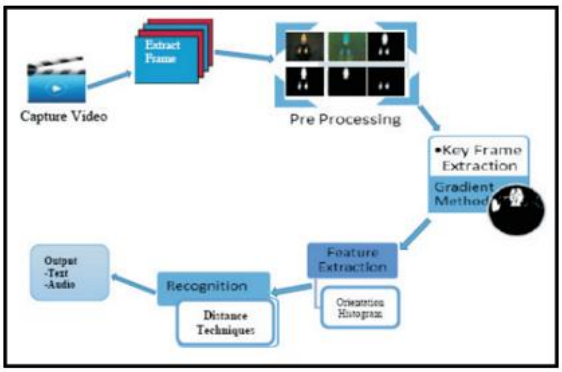

Fig 5: General Diagram of the Work [3]



Fig 6: Gesture of Sentence It is Closed Today [3]

The isolated Indian Sign Language Manual is understood in real time [4] 2.1.4

This paper demonstrates statistical methods for the real time identification of ISL expressions, like paws. The writers created and used a multi-image video database of various signs. Path histogram is the grouping function owing to its invariance in illumination and direction. Is two different

ISSN- 2394-5125 VOL 8, ISSUE 05, 2021

approaches employed in the Euclidean distance and nearest neighbour metrics?

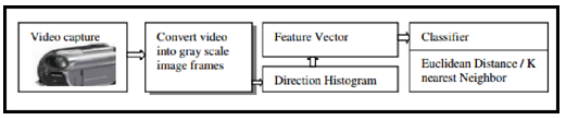

Fig 7: Methodology for real time ISL classification [4]

III. EXPERIMENTAL DESIGN

In terms of time and space, two approaches were used to develop the concept. The RNN inputs for temporal characteristics differ from all approaches.

4.1 The set of data used

Both methods, and approx., utilising the data collection [7] of Argentinean signs in sign language. 2300 views from 46 classes of gestures. 10 non-expert participants conducted the five repetitions of each gesture producing 50 videos per party or gesture.

Id	Name	Id	Name	Id	Name	Id	Name
1	Son	13	Enemy	25	Country	37	To-Land
2	Food	14	Dance	26	Red	38	Yellow
3	Trap	15	Green	27	Call	39	Give
4	Accept	16	Coin	28	Run	40	Away
5	Opaque	17	Where	29	Bitter	41	Copy
6	Water	18	Breakfast	30	Map	42	Skimmer
7	Colors	19	Catch	31	Milk	43	Sweet-Milk
8	Perfume	20	Name	32	Uruguay	44	Chewing gum
9	Born	21	Yogurt	33	Barbeque	45	Photo
10	Help	22	Man	34	Spagheti	46	Thanks
11	None	23	Drawer	35	Patience		
12	Deaf	24	Bathe	36	Rice		

75%, i.e., 40 for planning and 25% for study is employed out of the 50 percent motions, i.e. 10.

4.2 The former

This approach uses both original (CNN) and temporal RNN models to strip spatial characteristics from the individual frames. A collection of CNN projections for each frame was then introduced for each video (a frame series). This sequence was entered as an input of the RNN.

4.2.1 Method 4.2.1 Process

● First, we can delete frames from several video sequences of each gesture.

● machine noise, e.g. backdrop, would be deleted from the picture after the first point, to delete the parts of the body other than side.

● Train data frames for CNN model training of spatial features are given. This is why we used a deep-neural sequence in the original model.

● Train and test frame predictions shop. We use the model obtained in the above stage to predict frames.

● Train data forecasts for time characteristics training in the RNN model are now available. We used the LSTM model for this function.

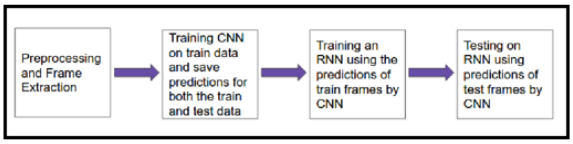

Fig 23 Estimates 23

In other paragraphs of this segment, each step of the procedure was shown graphically to improve the awareness of this phase.

4.2.1.1 Removal of background and removal of frame

Each act of video splits into a number of images. Frames are then processed such that all but the hands of the shooting noise can be eliminated.

The final image consists of a grey hand example, in which colourful model learning is eliminated.

ISSN- 2394-5125 VOL 8, ISSUE 05, 2021

Fig 24: One of the Extracted Frames

Fig 25: Frame after extracting hands (Background Removal)

4.2.1.2 Train CNN (Spatial Features) and Prediction

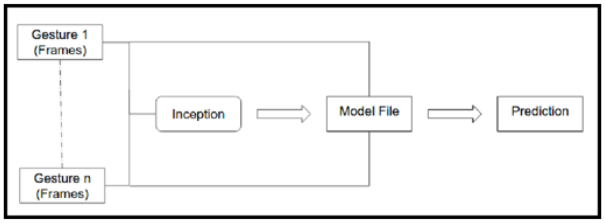

Fig 26

The image of the Elephant motion is the first line in the illustration below. The second row displays the set of selected frames. The third line reveals the CNN sequence of projections after each frame has been prepared.

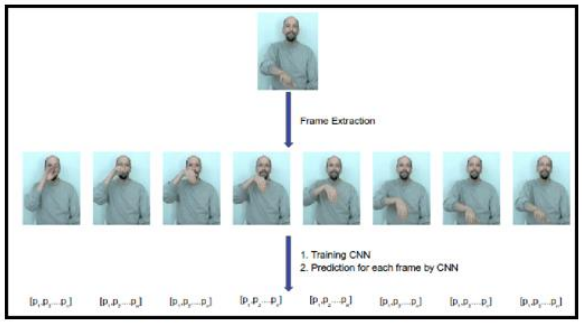

Fig 27

4.2.1.3 Training RNN (Temporal Features)

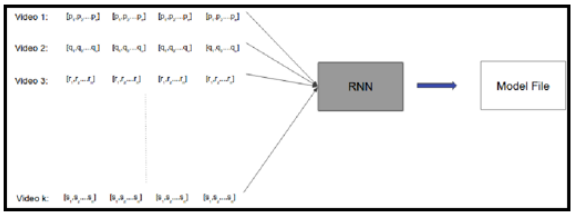

Fig 28

4.2.2 Limitations

The probabilistic projection period by CNN equates to the amount of classes to be classified in the prediction sequences of frames. We have 46 classrooms and we have 46. We have 46. The length of the feature vector of each frame depends then on the number of classes. For any picture, the feature vector length is smaller than the group dimension.

4.3 The second process Method

We used the CNN methodology to inform the model on spatial characteristics and provided RNN with the output of the pool layer before creating a prediction. The pool layer offers a 2048 vector which represents the coated features of the picture but not a class predictor.

The majority of the steps are similar to the first. Just RNN inputs differ in both processes.

IV. RESULTS

Result of Approach1

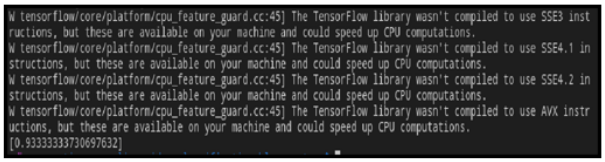

Fig 29

This method is an approximation of 93,3333 percent precision.

5.2 Outcome of strategy 2

The total accuracy of 95,217 percent of the 460 actions (10 per category) used was appropriately defined in the 438 assessment.

The Wise Accuracy category is presented and presented in the list below.

ISSN- 2394-5125 VOL 8, ISSUE 05, 2021

ID	Gesture	Accuracy	ID	Gesture	Accuracy
1	Name	100	24	Spagheti	100
2	Yogurt	100	25	Patience	100
3	Accept	90	26	Deaf	90
4	Man	100	27	Eenemy	90
5	Drawer	100	28	Dance	90
6	Bathe	100	29	Rice	100
7	Opaque	90	30	To-Land	100
8	Country	100	31	Yellow	100
9	Water	90	32	Green	90
10	Red	100	33	Give	100
11	Call	100	34	Food	80
12	Colors	90	35	Away	100
13	Run	100	36	Copy	100
14	Bitter	100	37	Coin	90
15	Perfume	90	38	Where	90
16	Map	100	39	Skimmer	100
17	Born	90	40	Trap	80
18	Help	90	41	Sweet-Milk	100
19	Milk	100	42	Breakfast	90
20	None	90	43	Chewing-Gum	100
21	Urugway	100	44	Photo	100
22	Son	80	45	Thanks	100
23	Barbeque	100	46	Catch	90

Fig 30: Accuracy

The second approach had a higher accuracy than the first because the RNN input was a 46D prediction sequence with the first approach and the second approach with a 20 48D pond layer output. This helped RNN discern more feature points between various images.

V. CONCLUSION AND FUTURE WORK

Hand gestures are an important method of interacting with the human computer with many potential purposes. Vision-based hand gestures methods have shown many advantages similar to traditional devices. However the recognition of hand motions is a task, and the current work is a small contribution to obtaining the findings required to recognise gestures. This report presented a vision system for perceiving distinct hand gestures of the Argentine Sign Language (LSA).

It is impossible to classify videos when they are both time and space properties. We have used two different models to describe spatial and temporal characteristics. Spatial characteristics are divided into CNN, while time characteristics are divided into RNN. We got 95,217percent precision. This illustrates that CNN and RNN can be used to develop Spatial and temporal attributes and sign language gestures.

We used two techniques to address our issues, and each approach just differs with the RNN inputs explained in these approaches.

We want to extend our efforts to proceed in the sign language and understand constant gestures more. This technique may also be used for the term level vocabulary. The present process contains two related models, CNN and RNN. Combining the two versions into one platform may be a focus for future jobs.

REFERENCES

i. Tripathi, Kumud, and Neha Baranwal GC Nandi. "Continuous Indian Sign Language Gesture Recognition and Sentence Formation." Procedia Computer Science 54 (2015):523-531.

ii. Nandy, Anup, Jay Shankar Prasad, Soumik Mondal, Pavan Chakraborty, and Gora Chand Nandi. "Recognition of isolated indian sign language gesture in real time." Information Processing and Management (2010):102-107.

iii. Bengio, Yoshua,Patrice Simard, and Paolo Frasconi. "Learning long-term dependencies with gradient descent is difficult." IEEE transactions on neural networks 5, no. 2 (1994):157-166.

iv. Hochreiter, Sepp, and Jürgen Schmidhuber. "Long short-term memory." Neural computation 9, no. 8 (1997):1735-1780.

v. Ronchetti, Franco, Facundo Quiroga, César Armando Estrebou, Laura Cristina Lanzarini, and Alejandro Rosete. "LSA64: An Argentinian Sign Language Dataset." In XXII CongresoIndian de Ciencias de la Computación (CACIC 2016).2016.

vi. Kingma, Diederik, and Jimmy Ba. "Adam: A method for stochastic optimization." arXiv preprint arXiv: 1412.6980(2014).

vii. Rumelhart, David E., Geoffrey E. Hinton, and Ronald J. Williams. "Learning representations by back-propagating errors." Cognitive modeling 5, no. 3 (1988):1

viii. Hahnloser, Richard HR, Rahul Sarpeshkar, Misha A. Mahowald, Rodney J. Douglas, and H. Sebastian Seung. "Digital selection and analogue amplification coexist in a cortex-inspired silicon circuit." Nature 405, no. 6789 (2000): 947-951.12 Bottou, Léon."Large-scale machine learning with stochastic gradient descent." In Proceedings of COMPSTAT'2010, pp. 177-186. Physica-Verlag HD,2010.

ix. Copyright © William Vicars, Sign Language resources at

LifePrint.com,http://lifeprint.com/asl101/topics/wallpaper1.htm

x. https://medium.com/technologymadeeasy/the-best-explanation-of-co nvolutional-neural-networks-on-the-internet-fbb8b1ad5df8

xi. https://www.quora.com/What-is-an-intuitive-explanation-of-Convolutional-Neural-Networks

xii. Abadi, Martín, Ashish Agarwal, Paul Barham, Eugene Brevdo, Zhifeng Chen, Craig Citro, Greg S. Corrado et al."Tensorflow: Large-scale machine learning on heterogeneous distributed systems." arXiv preprint arXiv:1603.04467(2016).

xiii. Cooper, Helen, Brian Holt, and Richard Bowden. "Sign language recognition." In Visual Analysis of Humans, pp. 539-562. Springer London,2011.

xiv. Zhang, Chenyang, XiaodongYang, and YingLiTian. "Histogram of 3D facets: A characteristic descriptor for hand gesture recognition." In Automatic Face and Gesture Recognition (FG), 2013 10th IEEE International Conference and Workshops on, pp. 1-8. IEEE,2013.

xv. Cooper, Helen, Eng-Jon Ong, Nicolas Pugeault, and Richard Bowden. "Sign language recognition using sub-units." Journal of Machine Learning Research 13, no. Jul (2012):2205-2231.